



Basic English Spoken Course For Daily & General Life Conversation BY Tanvir Sir

PART 3


Basic English Spoken Course For Daily & General Life Conversation




10 Live Classes



**Class
PDFs**



**QUIZZES and
Practice**

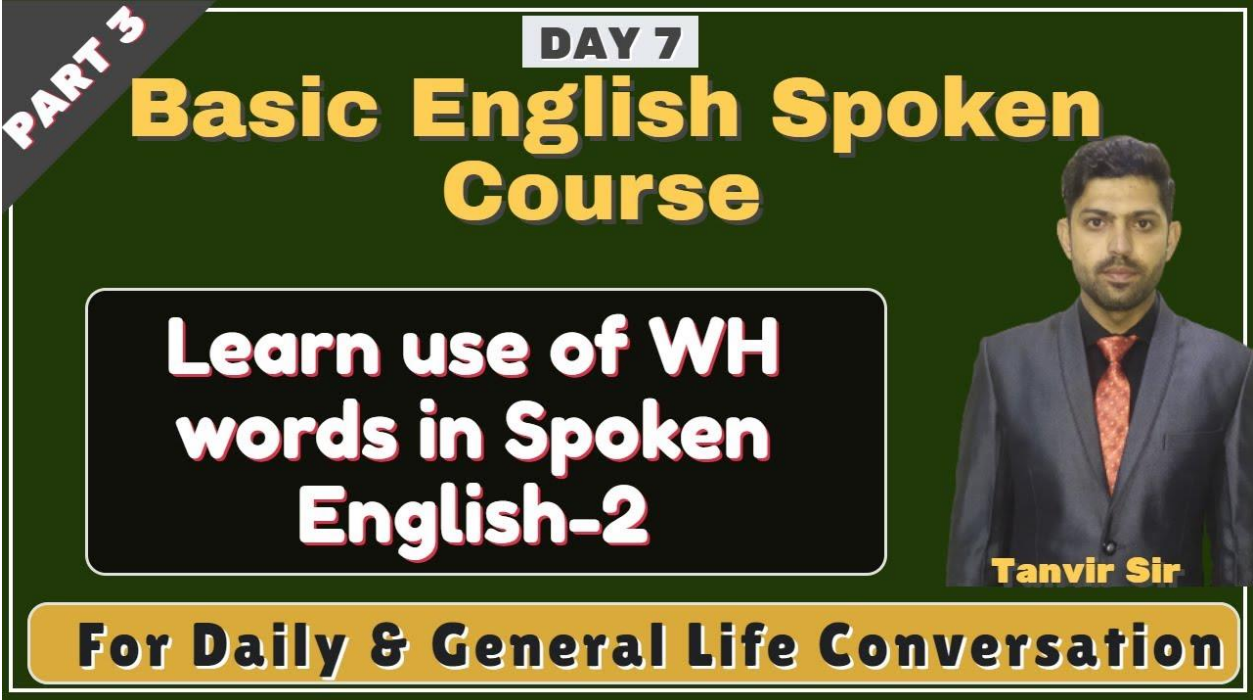


**Doubt Clearance
What'sUp Group**



Class Topic:

Day 07- how to frame sentences with question words in spoken English



PART 3

DAY 7

Basic English Spoken Course

Learn use of WH words in Spoken English-2

Tanvir Sir

For Daily & General Life Conversation

Introduction

This Spoken English course improves your speaking skills and it also, enables you to converse effectively while using question words.

Points to cover:

1. Learn daily used actions & its forms.
2. Sentence formation with different types of grammar.
3. Common dialogues for daily use.
4. Conversation using question words like which, whose, why, whom, who etc. in spoken English.



5. Quiz based on the lesson.

Learning objective: To make students understand how to use question words in spoken English.

1. To make you aware with wh words to get fluency in spoken English.
2. To make you learn frequently used dialogues with Hindi meaning.
3. To make students aware tricks to master the language.
4. To help you learn other basic dialogues for daily conversation.

Grammar you will learn:

A brief introduction of question words like whose, which, whom, why and who etc.

1. We will be discussing how to frame sentences using which, why, whose, whom, who etc.
2. We will also discuss most common new action verbs for daily conversations and its form in spoken English.
3. We will also learn grammar rules using short forms appropriately using rules.
4. We will also discuss Do's & Don'ts to be followed while framing sentences in present, past & future.

List of commonly used action verbs

List of daily Actions	Hindi meaning	I	II	III
Knock the door	दरवाजा खटखटाना	knock	knocked	Knocked
Hit the football	फुटबॉल को हिट करना	hit	hit	Hit
Draw attention	ध्यान खींचना	draw	drew	Drawn
Pull the door	दरवाजा खींचना	pull	pulled	Pulled
Push the door	दरवाजा धकेलना	push	pushed	Pushed
Play the music	संगीत बजाना	play	played	Played
Drive carefully	ध्यान से गाड़ी चलना	drive	drove	Driven
Drive rashly	अंधाधुंध गाड़ी चलना	drive	drove	Driven
Do hard work	मेहनत करना	Do	did	Done
Cast evil eye	बुरी नज़र डालना	cast	cast	Cast

Whose (किसका/ किसकी)- To know the relation we use whose.

संबंध जानने के लिए

Formula

Whose__ is it?

Whose car is it?

यह किसकी कार है

Whose car was it?

वह कार किसकी थी

Which (कौनसा या कौनसी) - We use which to know specific things.

Which का उपयोग हम विशिष्ट चीजों को जानने के लिए करते हैं।

Formula:

Which __ HV+ Sub+ Verb?

Which car do you drive?

आप कौन सी कार चलाते हैं

Which movie does he watch?

वह कौन सी फिल्म देखता है?

1	Whose pen is it?	यह किसका पेन है?
2	Whose book is that?	वह किसकी पुस्तक है?
3	Whose pens are these?	ये किसके कलम हैं?
4	Whose books were those?	वे पुस्तकें किसकी थीं?
5	Whose car do you drive?	आप किसकी कार चलाते हैं?
6	Whose party did you attend yesterday?	कल आप किसकी पार्टी में शामिल हुए थे?
7	Whose mobile was it?	मोबाइल किसका था?
8	Which car do you drive?	आप कौन सी कार चलाते हैं?
9	Which school does he study in?	वह किस स्कूल में पढ़ता है?
10	Which movie did you watch yesterday?	कल आपने कौन सी फिल्म देखी?
11	Which city do you like?	आपको कौन सा शहर पसंद है?
12	Which book do you read?	आप कौन सी किताब पढ़ते हैं?

Why (क्यों) - We use why to know the reason.

हम Why का उपयोग कारण जानने के लिए करते हैं

Formula

Why+Hv+Sub+Verb+obj

Why do you take coffee?

आप कॉफी क्यों लेते हैं?

no.	English	Hindi
1	Why do you drive?	आप ड्राइव क्यों करते हैं?
2	Why does he speak?	वह क्यों बोलता है?
3	Why did you buy yesterday?	आपने कल क्यों खरीदा?
4	Why will you keep?	क्यों रखेंगे?
5	Why can you do?	आप क्यों कर सकते हैं?



6	Why could you take yesterday?	आप कल क्यों ले सकते थे?
7	Why should I sell?	मैं क्यों बेचूं?
8	Why you you want to learn?	आप क्यों सीखना चाहते हैं?
9	Why did you wanna watch yesterday?	आप कल क्यों देखना चाहते थे?
10	Why do you need to have?	आपको क्यों चाहिए?
11	Why does he need to write?	उसे लिखने की आवश्यकता क्यों है?
12	Why will you need to offer?	आपको पेशकश करने की आवश्यकता क्यों होगी?

About course

Name: Basic English Spoken Course PART 3 – DAY 06 - **Spoken English Class**

About the Instructor

Tanvir Sir (MA in English) has been Imparting training for more than 10 years. He has trained more than 6 thousand students. He has also worked assistant professor of English at Poornima University, Jaipur. Students have known him as a Spoken English trainer. He has made learning as easy as ABC.

Online Link: On Namaste English Android App at

<https://namasteenglish.page.link/hp>

After installing app, click on website link: <https://namaste-english.com/video-courses/basic-english-spoken-course-part-3-for-daily-&-general-life-conversation-by-tanvir-sir-courses-4832414ae3e24023bf09dfad1f4acaba.html>

Price: Course is available only to UNLIMITED Account users of Namaste English app. To get UNLIMITED Account, click on <https://namasteenglish.page.link/unlimited-account>