



Basic English Spoken Course For Daily & General Life Conversation BY Tanvir Sir

PART 3


Basic English Spoken Course For Daily & General Life Conversation




10 Live Classes



**Class
PDFs**



**QUIZZES and
Practice**



**Doubt Clearance
What'sUp Group**



Class Topic:

Day 08- Making past event like birthday party, journey, picnic etc. in spoken English.

PART 3

DAY 8

Basic English Spoken Course

Learn making an event in past (party, journey, marriage, ceremony, picnic etc.)

Tanvir Sir

For Daily & General Life Conversation

Introduction

This Spoken English course improves your speaking skills and it also, enables you to converse effectively while describing past events.

Points to cover:

1. Learn daily used actions & its forms.
2. Sentence formation with different types of grammar.
3. Common dialogues for daily use.
4. Conversation based on past events like party, picnic, journey etc. in spoken English.
5. Quiz based on the lesson.

Learning objective: To make students understand how to tell an event in the past in spoken English.

1. Learn to make event to get fluency in spoken English.
2. To make you learn frequently used dialogues with Hindi meaning.
3. To make students aware tricks to master the language.
4. To help you learn other basic dialogues for daily conversation.

Grammar you will learn:

A brief introduction of past event by using all the question words etc.

1. We will be discussing how to frame sentences & learn making events etc.
2. We will also discuss most common new action verbs for daily conversations and its form in spoken English.
3. We will also learn grammar rules using short forms appropriately using rules.
4. We will also discuss Do's & Don'ts to be followed while framing sentences in present, past & future.

List of commonly used action verbs

| List of daily Actions | Hindi meaning | I | II | III |
|-----------------------|---------------|----------|------------|------------|
| Consider | विचार करना | Consider | considered | considered |
| Hang the picture | तस्वीर लटकाना | hang | hung | hung |
| Wrap the gift | गिफ्ट लपेटना | wrap | wrapped | wrapped |
| Boast the matter | ढींगे हांकना | boast | boasted | boasted |
| Operate the computer | कंप्यूटर चलना | operate | operated | operated |
| Go to the mall | मॉल जाना | Go | went | gone |
| Write an essay | निबंध लिखना | write | wrote | written |
| Jump the wall | दिवार लांगना | jump | jumped | jumped |
| Keep fast | व्रत रखना | keep | kept | kept |
| Come late | देर से आना | come | came | come |

Past Event about Party

Birthday party

Last Sunday, My friend called me. It was his birthday so he invited me for the birthday party. I accepted his invitation and hung up.

Party was in the evening so I made all the arrangements. In afternoon, I went to the market to buy gift. I searched for the gift. I bought a wristwatch for my friend and I bought a T-shirt for me. After shopping, I came back to home. I was tired so I took a nap. I woke up at 5 pm. I got ready for the party. I called the cab at 6.30 and left for the party. I reached the party at 7pm. Party was started when I reached; I entered the party and met my friend. I wished him for his birthday. After sometime, He cut the cake. All the guests gave him gifts. He was very happy & excited. We took pictures and danced for one hour. We took dinner at 8.30. Dinner was tasty. I met his other friends also. I left the party at 9.30 pm and reached home. Party was memorable.

हिंदी अनुवाद

पिछले रविवार, मेरे दोस्त ने मुझे फोन किया। उस दिन उसका जन्मदिन था इसलिए उसने मुझे जन्मदिन की पार्टी के लिए आमंत्रित किया। मैंने उसका निमंत्रण स्वीकार कर लिया और फोन काट दिया।

शाम को पार्टी थी इसलिए मैंने सारी व्यवस्था कर ली। दोपहर में, मैं उपहार लेने बाजार गया था। मैंने उपहार की तलाश की। मैंने अपने दोस्त के लिए एक कलाई घड़ी खरीदी और मैंने अपने लिए एक टी-शर्ट खरीदी। खरीदारी के बाद मैं घर वापस आ गया। मैं थक गया था इसलिए मैंने एक झपकी ली। मैं शाम 5 बजे उठा। मैं पार्टी के लिए तैयार हो गया। मैंने 6.30 बजे कैब बुलाई और पार्टी के लिए निकल पड़ा। मैं शाम 7 बजे पार्टी में पहुंचा। मेरे पहुंचते ही पार्टी शुरू हो गई; मैं पार्टी में आया और अपने दोस्त से मिला। मैंने उसे जन्मदिन की शुभकामनाएं दीं। कुछ देर बाद उसने केक काटा। सभी मेहमानों ने उसे उपहार दिए। वह बहुत खुश और उत्साहित था। हमने तस्वीरें लीं और एक घंटे तक डांस किया। हमने 8.30 बजे डिनर किया। रात का खाना स्वादिष्ट था। मैं उसके अन्य दोस्तों से भी मिला। मैं रात 9.30 बजे पार्टी से निकला और घर पहुंचा। पार्टी यादगार रही।

About course

Name: Basic English Spoken Course PART 3 – DAY 06 - **Spoken English Class**

About the Instructor

Tanvir Sir (MA in English) has been Imparting training for more than 10 years. He has trained more than 6 thousand students. He has also worked assistant professor of English at Poornima University, Jaipur.

Students have known him as a Spoken English trainer. He has made learning as easy as ABC.

Online Link: On Namaste English Android App at

<https://namasteenglish.page.link/hp>

After installing app, click on website link: <https://namaste-english.com/video-courses/basic-english-spoken-course-part-3-for-daily-&-general-life-conversation-by-tanvir-sir-courses-4832414ae3e24023bf09dfad1f4acaba.html>

Price: Course is available only to UNLIMITED Account users of Namaste English app. To get UNLIMITED Account, click on <https://namasteenglish.page.link/unlimited-account>

